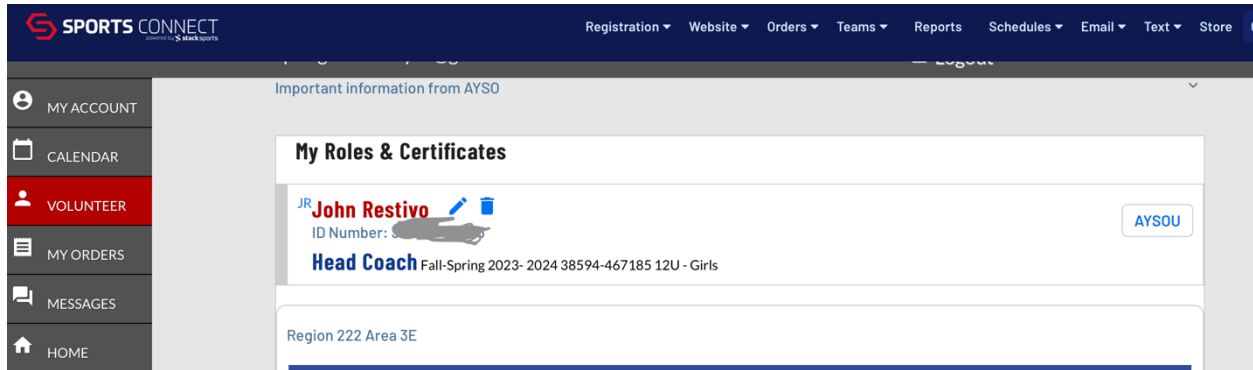
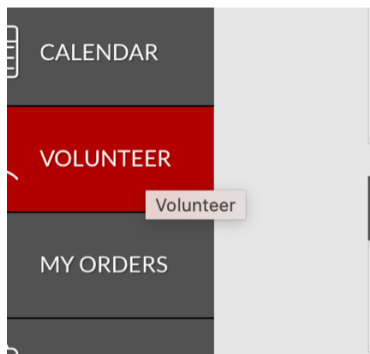


INSTRUCTIONS TO Volunteer and FINISH TRAINING/CERTIFICATION Log in to your account on www.nhayso.org

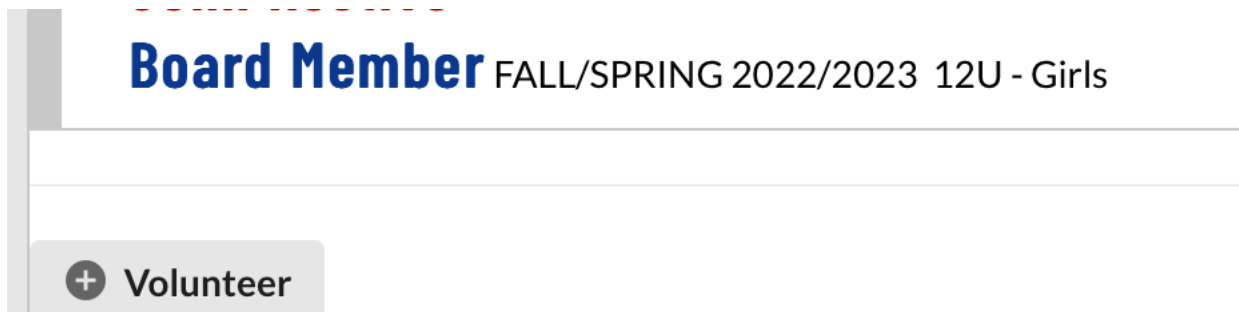
It will look like this



1. Click on Volunteer tab



2. Scroll down and click on + Volunteer button at the bottom



3. Click on View Divisions under Fall-Spring 2023-2024

Looking to get involved? Here are some opportunities.

Select a program below to view and select any division with available opportunities.

Programs

1  Fall-Spring 2023- 2024

[View Divisions](#)

4. Select the Age Divisions for your role (can be more than one)

1  SPRING 2021 SEASON - MY2020

[Hide Divisions](#)

Select Divisions:

☒ 06U - Boys

☒ 06U - Girls

☐ 08U - Boys

☐ 08U - Girls

☐ 10U - Girls

5. Click on view Selected Opportunities

[< Back](#)

[View Selected Opportunities](#)

6. Click on Select Under Role you want to fill – eg. Coach (over 18) or youth volunteer, can be more than one role

7. Click on your name or as a new user if you aren't listed



SPRING 2021 SEASON - MY2020
06U - Boys

Head Coach

Head Coach

[Select](#)

Assistant Coach

Assistant Coach

[Select](#)



SPRING 2021 SEASON - MY2020
06U - Boys

Head Coach

Who would you like to sign up for this role?



[Sign up Jordan](#)



[Sign up a new user](#)

8. Click on continue once you have done that for all roles

9. You will see an information page

a.) Scroll down and you will see a number of waivers to review and sign – complete those

< Back

Show All Available Opportunities

Continue >

AYSOs Safe Haven * Document verified

View / Accept

COVID-19 Assumption of Risk, Waiver and Release of Liability Agreement v32627 *

View / Accept

AYSO KIDS ZONE PLEDGE v31613 *

View / Accept

WAIVER, CONSENT, RELEASE, DISCLAIMER AND AS v31574 *

View / Accept

< Back

b.) Certain certifications will show that they are complete – see below

c.) Certain certifications will be incomplete – see below

IF YOU HAVE INCOMPLETE CERTIFICATIONS you can either

C1.) click on the +mark and if you have a certificate upload that certificate

AYSOs Safe Haven *

Document verified

+ Concussion Awareness *

Only .png, .jpg, .pdf, .jpeg, .gif files allowed. Max file size 10MB

+ Sudden Cardiac Arrest *

Only .png, .jpg, .pdf, .jpeg, .gif files allowed. Max file size 10MB

Background Check Information

Social Security Number *

Additional Information

We need a little more information for the following:

SPRING 2021 SEASON - MY2020
06U - Boys
Head Coach

+ Concussion Awareness *

Only .png, .jpg, .pdf, .jpeg, .gif files allowed. Max file size 10MB

AYSOs Safe Haven *

COVID-19 Assumption of Risk, Waiver and Release

View / Accept

< Back

Upload Document

Drag a document here

- or -

Select a file from your computer

Only .png, .jpg, .pdf, .jpeg, .gif files allowed. Max file size 10MB

Upload Document

C2.) Or you can follow the link to AYSOU on the My Roles & Certificates page

SPORTS CONNECT powered by AYSO

Registration Website Orders Teams Reports Schedules Email Text Store

MY ACCOUNT

CALENDAR

VOLUNTEER

MY ORDERS

MESSAGES

HOME

Important information from AYSO

My Roles & Certificates

John Restivo

ID Number: 38594-467185

Head Coach

Fall-Spring 2023-2024 38594-467185 12U - Girls

AYSOU

Region 222 Area 3E

d.) enroll and take the online courses you need

10. On your My Roles & Certifications page

a.

<input type="checkbox"/>	Certification	Expiration Date	Status	Compliant
<input type="checkbox"/>	Risk Status	10/14/2024	Green	✓
<input type="checkbox"/>	Concussion Awareness	None	Verified	✓
<input type="checkbox"/>	Fingerprinting California Only	None	None	⚠
<input type="checkbox"/>	Sudden Cardiac Arrest	None	Verified	✓
<input type="checkbox"/>	AYSOs Safe Haven	None	Verified	✓
<input type="checkbox"/>	SafeSport	12/04/2023	Verified	✓
<input type="checkbox"/>	Coaching License	None	Advanced (19U) Coach	✓
<button>Renew & Update</button>				

b.) Click on Renew & Update

c.) The background check box will come up if you are over 18 and need a new background check – click on the submit button - this will happen automatically when you register too.

d.) Then click on the submit button again

e.) You will receive an email to complete the background check from Sterling Volunteer

TO COMPLETE CERTIFICATIONS FOLLOW INSTRUCTIONS BELOW

Log in

Go to Volunteer tab on the right

Click on the AYSOU tab

The screenshot shows the 'SPORTS CONNECT' website interface. The top navigation bar includes links for Registration, Website, Orders, Teams, Reports, Schedules, Email, Text, and Store. On the left, a sidebar menu lists MY ACCOUNT, CALENDAR, VOLUNTEER (highlighted in red), MY ORDERS, MESSAGES, and HOME. The main content area is titled 'Important information from AYSO' and features a section for 'My Roles & Certificates'. This section displays the user's name 'John Restivo' with a profile picture, ID Number, and role 'Head Coach' for the 'Fall-Spring 2023-2024' season. Below this, it shows 'Region 222 Area 3E'. An 'AYSOU' button is visible in the top right corner of the role information box.

Go to Safe Haven courses

Take the classes you need to coach – that may include the following

AYSO Safe Haven

CDC Head's up Concussion

Sudden Cardiac Arrest Online Course

The courses are well done and not too time consuming. Print and save certificate after each course.

Go to Coaching courses

Pick and take age appropriate classes for your age group